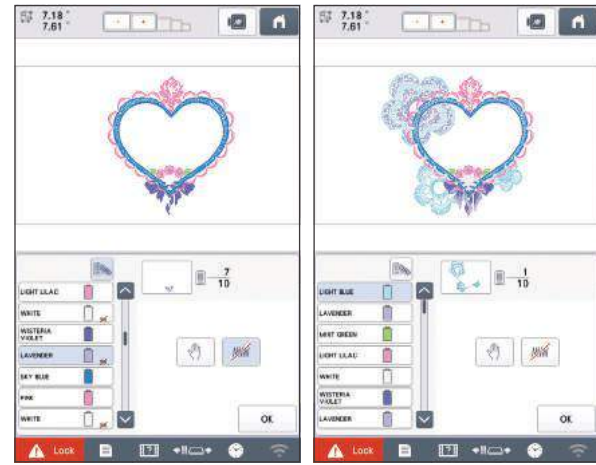


TOP BUSINESS FEATURE

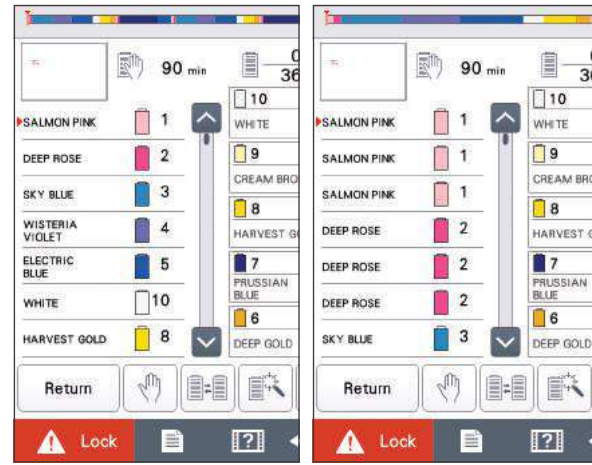
Enhanced Embroidery Editing

Elevate your embroidery with best-in-class editing features.



No Sew Button

Allows you to turn off colour sections of a design for even more creative options.



Colour Sort

When combining designs, you can be even more efficient by having the machine sort the stitch order by colour. Reduces colour changes and needle bar movement to minimize embroidery time.

Letter Input and Editing

Input multiple lines of lettering and then go back and edit many different ways. You can insert elements, divide words or phrases, combine selected words, change the style and size of individual letters, and even change font style of a whole line.

Alignment of Text

Easily embroider multiple line poems, phrases, and birth announcements. Also allows for left, centre and right alignment of text.

Easy Group and Ungroup

Easily group letters to move all at once. Great for working on logo projects.



Applique Feature

Instant pattern outline to easily create applique or to make bespoke embroidered patches.

business



10-Needle Auto Threading
Makes threading simple!
As the only multi-needle machine with a built-in automatic needle threading system.



Built-in Designs
Get inspired by a wide range of creative designs and fun patterns that are sure to add some artistry to your next project.



High Speed Background Scanning
It's like having a built-in camera and scanner! The ability to scan the entire embroidery area provides endless creative options and ensures that all your projects are perfect.



Built-in Tutorial Videos
View 29 tutorial videos directly on the high-definition LCD display.

Model	PR1055X	PR670E
Basic Specifications		
Maximum Embroidery Area	14" x 8"	12" x 8"
Maximum Embroidery Speed (Stitches Per Minute)	1,000 spm	1,000 spm
Embroidery Designs		
TOTAL Built-in Brother Embroidery Designs	1,184	855
Embroidery Patterns	173	60
Frame Designs	140 (10 shapes x 14 stitch patterns)	140 (10 shapes x 14 stitch patterns)
Utility Stitch Patterns/Buttonhole Patterns	100/30	50/30
Basic Fonts	37	37
Decorative Font Patterns	661	520
Monogram Designs	18	18
Quilt Sashing Function	25 (Single: 20 Two Color: 5)	N/A
My Design Center		
Decorative Fill Patterns	36	-
Random Shift	✓	-
Line Styles	17	-
Filling Function	✓	-
Scanned Image Digitizing	✓	-
Magnifier	1600%	-
Redo/Undo	Redo/Undo	-
Camera		
Camera Resolution	1.0 M pixel	-
Camera Frame Rate (Frames per Second)	180 fps	-
Live Camera Positioning	✓	-
Image Scanning	✓	-
Snowman Embroidery Positioning Marker	✓	-
Editing		
LED Positioning Marker	-	✓
Undo/Redo	✓	-
Echo Quilting	✓	-
Letter Editing - Input Second Line	✓	✓
Letter Editing - Combine Text Lines	✓	✓
Letter Editing - Change Character Font	✓	✓
Letter Editing - Change Character Spacing	✓	✓
Select to Edit All or One Character	✓	✓
Same Color Group Select	✓	✓
No Sewing Button	✓	✓
Color Button Direct Touch Selection (Embroidery Order)	✓	✓

brother
at your side

Brother International (HK) Limited
Unit A & B, 12/F, KC100, No.100 Kwai Cheong Road, Kwai Chung, New Territories, H.K.
Tel: 3187 0500 Email: inquiry@brother.com.hk
Website: www.brother.com.hk



Contact us Product details www.lovediy.com.hk

HSB21005

PR1055X

brother
at your side

Entrepreneur Pro X

PR1055X

business
side



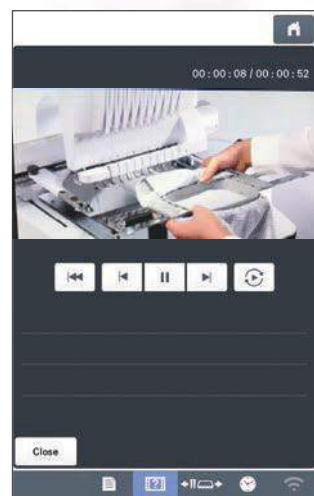
GOOD DESIGN
AWARD 2020

Putting Your Designs on Display in a Big Way

TOP BUSINESS FEATURES

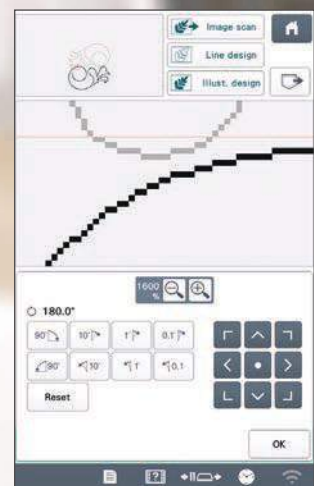
Large 10.1" Built-in High Definition LCD Display

View your creations in a class-leading crisp, vivid color LCD display. Easily navigate with the scrolling menu and large, crystal clear icons.



Expandable Library of Built-in Tutorial Videos

Built-in HD tutorials make learning easy! View 29 tutorial videos directly on the high-definition LCD display, or stream your own creations using the industry standard MP4 format.



Zoom and Adjustment Features

View your creations in crisp, vivid color and watch them become larger than life with the new zoom function of up to 1600% within My Design Center and up to 200% in other modes. Easily adjust your design by rotating in 1 degree increments.

A New Level of Productivity with Wireless LAN Connectivity

TOP BUSINESS FEATURE

Wireless LAN Connectivity and the My Stitch Monitor Mobile App


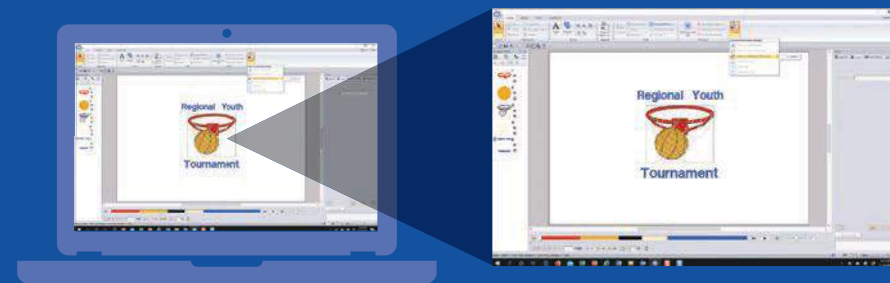
With wireless LAN connectivity, keep track of your embroidery with the My Stitch Monitor mobile app on your iOS or Android™ device. Follow the progress of your project and get alerts when its time to change threads or when your embroidery is finished.



TOP BUSINESS FEATURE

Link Function Using Wireless LAN Connectivity

With wireless LAN connectivity and PE-DESIGN 11 software*, you can link as many as 10 machines without a cable.



Accessories to Expand Your Product Line

TOP BUSINESS FEATURE

Tubular Frame Table*

Embroider easily on sleeves, pants, and other tubular items. Serves as extra support for big fabrics. Easily attach and remove with no space between machine and table.



More than 20 additional accessories available for specialized embroidery!



REGULAR CAP FRAME



FLAT BRIM CAP FRAME

TOP BUSINESS FEATURE

Flat Brim Cap Frame*

Patent-Pending Industry-First 'Scratch-Free' Flat Brim Cap Frame

Embroider more types of hats than before with the easy-to-use 'scratch-free' cap frame. You can stitch an industry leading 35% closer to the brim (6-10mm), depending on the cap.

*Additional purchase required