

The Unparalleled Solution. For Your Business.

Jumpstart your productivity with the new mono laser series.
Combining workflow optimisation with advanced security features,
you can rely on enhanced performance that meets the day's challenges.



MFCL6900DW

brother
at your side



One-stop centre for free downloadable templates



Brother strongly recommends the use of genuine Brother consumable products only. Benefits include better quality print, greater yields per consumable, protection of your machine from damages and achievement of optimum performance. As a precaution, please note that your machine warranty may not cover any damages arising from the use of non-genuine consumables.

LU24/1602-E

Streamline your workflow and secure
your data with the new mono laser series.
A business partner like no other.

Ensure your business stays competitive and performs above
and beyond expectations. Designed in Japan, the new Brother
series comes with workflow optimisation and security features to
maximise productivity and protect your data integrity.





Designed to Exceed Expectations

Discover how the Brother mono laser printer and Multi-Function Centre can bring your performance to the next level.

Built for Reliability

Print as much as you need with a robust and dependable machine that has a monthly print cycle of up to **150,000 pages a month**.

Built for Savings

An ultra high-yield toner lets you print up to **20,000¹ pages** for less. Choose from different toner settings to increase your savings per printout.

Built for Productivity

Handle high volume print jobs without the need of frequent paper reloads. The **default paper tray capacity holds up to 520 sheets**, and the optional upgrades of either two additional paper trays or tower tray, gives you a **total input capacity of up to 2,080 sheets**.

The **4-bin Mailbox²** with stacker and sorter makes it easy to share one printer among several users by allowing bins to be assigned to individual users or groups. This output option supports a **maximum capacity of up to 1,050 sheets**.

Further maximise productivity with these features:

- **Paper stack full sensor³** automatically stops the machine when output level reaches maximum capacity
- **High print speeds** of up to **50ppm⁴**
- **100ipm high speed 2-sided scanning⁵**
- Scan and copy multiple pages with **80 sheets high capacity Automatic Document Feeder⁶**

¹ Applicable for TN3498, in accordance with ISO/IEC 19752

² Applicable to HLL6400DW only

³ Not applicable to 4-bin mailbox

⁴ In accordance with ISO/IEC 11160-2:1996

⁵ Applicable to mono scanning for MFCL6900DW only, in accordance with ISO/IEC 17991

⁶ Applicable to MFCL6900DW only



HLL6400DW


Optional accessories require additional purchase
All trays and mailbox capacity may vary with paper types


Simplify business operations and safeguard your documents


Easily manage your Brother network-connected products from one central location using **BRAdmin Professional Software**.

This network management tool allows **remote configurations, monitoring of useful information** such as page counts, toner and drum status. With the option of setting print quota of each user, you can better **control printing cost**. Instant **notification of printer downtime** also lets you attend to the problem before it impacts productivity. What's more, this software features a **suite of security solutions** to assure you of your documents' confidentiality.

Created to prioritise security


- 


Secure Function Lock 3.0
gives greater control over group or individual usage by allowing administrator to limit printer functions.
- 


Print Archive
saves a copy of every print job in a set location. This makes E-Documentation easy, especially when reference files can be saved in PDF.
- 

Near Field Communication (NFC) Card Reader
enables your user to gain access to the printer and activate print jobs without the hassle of keying in a password.

Works with selected NFC Cards.

- 

Internet Protocol Security (IPSec)
encrypts print jobs from the user's computer to the printers.
- 

Secure Reset
removes stored data when reverting the printer to its original settings so that you can be sure that company data is protected.
- 

Active Directory
ensures that your documents are printed only when the correct password is entered. Plus users don't have to remember multiple passwords as the password is the same as their PC's.

Flexible workflow solutions customised for your business

- The **Brother Special Solutions Customisation (SSC)** enables Brother products to be modified depending on your needs. Through careful collaboration, we help you design the best solution that meets specific business challenges.
- The **Brother Solutions Interface (BSI)** is a web-based service platform that lets software developers easily create customised solutions.

Performance to boost productivity



Dual CIS Automatic Document Feeder*



4.85" TFT colour LCD*



User-friendly control panel



20,000 pages ultra high-yield toner



Wireless & gigabit Ethernet connection



USB direct print*



NFC card reader

**Applicable to MFCL6900DW only*

Professional Line-up for your Business

With a versatile choice of printer and Multi-Function Centre, Brother offers what you need to meet your varied print demands.



HLL6400DW

High speed mono laser printer with automatic 2-sided printing

- Lower running costs with ultra high-yield inbox toner of 20,000 pages*
- 1.8" touchscreen colour LCD
- Enhance connectivity with mobile printing functions, built-in network and wireless capabilities
- Optional accessories: 4-bin mailbox, 250/520 sheets paper tray or tower tray



MFCL6900DW

Automatic 2-sided print, scan, copy and fax functions

- Lower running costs with ultra high-yield inbox toner of 20,000 pages*
- 4.85" touchscreen colour LCD
- Easily scan 2-sided documents with the Dual CIS Automatic Document Feeder
- Boost productivity among workgroup users with mobile printing, gigabit Ethernet and wireless capabilities
- Optional accessories: 250 / 520 sheets paper tray or tower tray

* Applicable to TN3498, in accordance with ISO/IEC 19752

Supplies
available with
this range



TN3428
3,000
pages Standard
Yield Toner



TN3448
8,000
pages High-Yield
Toner



TN3478
12,000
pages Super High-
Yield Toner



TN3498
20,000
pages Ultra High-
Yield Toner



DR3455
30,000 pages
Drum

Approx. yields based on ISO/IEC 19752. Declared drum yield based on 1 page/job.

OPTIONAL ACCESSORIES



Upgrade for easy sorting

Enhance productivity with automated sorting, and two additional paper trays which boosts the paper input capacity of up to 1,610 (LT6506) sheets and output capacity of up to 1,050 sheets. (MX4000)



Upgrade for heavy print jobs

With the expanded paper input capacity up to 2,650 sheets (TT4000), the tower tray handle large volume printing without disruptions.



Upgrade for the busy workgroups

Maximise workgroup efficiency with automated sorting, and prevent frequent paper reloads with the increased paper input capacity of up to 2,650 sheets (TT4000) and output capacity of up to 1,050 sheets. (MX4000)

OPTIONAL ACCESSORIES



Upgrade for high print demands

Optimise print jobs with two additional paper trays, which increases the machine's total input capacity up to 1,610 sheets. (LT6506)



Upgrade for heavy-duty printing

Process large print jobs effortlessly and avoid printing interruptions with tower tray that holds total paper input capacity up to 2,650 sheets. (TT4000)

Optional accessories require additional purchase



	Single-Function HLL6400DW		Multi-Function MFCL6900DW
Key Functions	Automatic 2-sided Print, Wireless Connectivity and NFC Card Reader		
PRINT FUNCTIONS			
Print Speed (A4/Letter)	Up to 50/52 ppm*		
Print Resolution	Up to 1200 x 1200 dpi		
First Print Out Time (Ready)	Less than 7.5 secs		
2-sided Feature	Automatic 2-sided Print		
Special Print Functions	N-in-1 Printing Poster Printing (Windows® only) Watermark Printing (Windows® only) Header-Footer Printing (Windows® only), Secure Print		
Print Language	PCL6, BR-Script3, IBM Proprinter XL, Epson FX-850, PDF Version 1.7, XPS Version 1.0		
Quiet Mode	Yes		
Mobile Print	iPrint & Scan, Airprint, Google Cloud Print, Mopria		
COPY FUNCTIONS			
Copy Speed (A4/Letter)	-	Up to 50/52 cpm	
Copy Resolution	-	1200 x 600dpi	
Reduction / Enlargement Ratio	-	25% - 400% in 1% increments	
Multi Copy / Stack	-	Up to 99 copies	
SCAN FUNCTIONS			
Scan Type	-	Monochrome/ Colour - ADF or Flatbed	
Dual Scanner (Method)	-	Dual CIS	
Scanning Speed (Mono/Color) Multiple sheets	-	Up to 50/20 ipm***	
Resolution (Optical/Enhanced)	-	Up to 1200 x 1200 dpi / Up to 19,200 x 19,200 dpi	
Scan Functions	-	Scan to Email Attachment, Image, OCR, File, Email Server, FTP, SFTP, USB and Network (Windows® only)	
FAX FUNCTIONS			
Modem Speed	-	33.6Kbps Super G3	
Transmission Speed (Mono)	-	Approx. 2.5sec. (ITU-T Test Chart, Std resolution, JBIG)	
Memory Transmission / Out-of paper reception	-	Up to 500 pages (ITU-T Test Chart, Std resolution, JBIG)	
Speed Dial	-	300 Locations	
Group Dials	-	20 Groups	
Broadcasting	-	350 Locations	
PC Faxing	-	Sending (Available for Windows®, Mac® [FaxShare Software by Brother], Linux® [LPR / CUPS PC-FAX Send Driver]) Receiving (Available for Windows®)	
Other fax features	-	Duplex Fax Send, Internet Fax (Simple mode), Auto Reduction, Delay Timer (Up to 50), Error Correction Mode, Fax Retrieval, Remote Access, Quick Scan (Approx. 2.5 Sec), Fax Forward	
PAPER HANDLING			
Input Tray (Standard)	520 Sheets		
Multi-Purpose Tray / Manual Slot	50 Sheets		
Output Tray (Face Down)	250 Sheets		
Optional Paper Tray (Output)	Mailbox [MX4000] (Max. 800 sheets)	-	
Optional Paper Tray (Input)	250 sheets [LT5505] or 520 sheets [LT6505] x 2 pcs or 250 sheets x 3 pcs (Max. 1,040 sheets) or Tower Tray 520 sheets x 4 cassettes [TT4000] (Max. 2,080 sheets)	250 sheets [LT5505] or 520 sheets [LT6505] x 2 pcs (Max. 1,040 sheets) or Tower Tray 520 sheets x 4 cassettes [TT4000] (Max. 2,080 sheets)	
Automatic Document Feeder (ADF)	-	80 sheets	
Media Size (Standard Tray)	A4, Letter, A5, A5(Long Edge), A6, Executive, Legal, Folio, Mexico Legal, India Legal		
OTHERS			
Memory	1GB		
Processor Speed	Cortex-A9 (800MHz)		
Display	1.8" TFT Colour LCD	4.85" TFT Colour LCD	
Windows® (Host-Based)	Windows® XP Home Edition, XP Professional Edition, XP, Professional x64 Edition, Vista, 7, 8, 8.1, 10, Server 2003, Server 2003 x64 Edition, Server 2008, Server 2008 R2, Server 2012, Server 2012 R2	Windows® XP Home Edition, XP Professional Edition, XP professional x64 Edition, Vista, 7, 8, 8.1, 10, Server 2003 (Network print only), Server 2003 x64 Edition (Network print only), Server 2008 (Network print only), Server 2008 R2 (Network print only), Server 2012 (Network print only), Server 2012 R2 (Network print only)	
Apple Mac®	Mac® OS X v10.8.5, 10.9.x, 10.10.x (Download only)		
Linux® (Linux® Printer Driver)	CUPS, LPD/LPRng (x86 / x64 environment)		
Universal Printer Driver	Yes (BRScript / PCL)		
Connectivity / Networking	Built-in Wireless 802.11b/g/n, Wi-Fi Direct, Built-in Gigabit Ethernet 10Base-T/100Base-TX/1000 Base-T, Hi-Speed 2.0		
Near-Field Connectivity (NFC)	Yes (Card Reader / Print&Scan / Link to Solutions Center)		
Power Consumption (Sleep/Ready)	7.3W / 32W	8.0W / 34W	
Power Source	220-240V, AC 50/60Hz		
WebConnect (Brother's Apps)	Yes		
Bundle Software	Paperport 14SE¹ (For Windows®)¹/ Pagemaker 9¹ (For Mac®)¹		
SUPPLIES			
Standard-Yield Toner	TN3428: Approximately 3,000 pages**		
High-Yield Toner	TN3448: Approximately 8,000 pages**		
Super High-Yield Toner	TN3478: Approximately 12,000 pages**		
Ultra High-Yield Toner	TN3498: Approximately 20,000 pages**		
Drum	DR3455: Approximately 30,000 pages**		
DIMENSIONS & WEIGHT			
Dimension (W X D X H)	400 x 396 x 288 mm	495 x 427 x 518 mm	
Weight	13.4kg	19.1KG	
SUPPORT			
Warranty	1 year on-site warranty		

*In accordance with ISO/IEC 11160-2:1996

**In accordance with ISO/IEC 19752

***In accordance with ISO/IEC17991

¹Optional free download available from <http://solutions.brother.com>