



Innov-is v7

The new advanced long arm sewing quilting and embroidery machine, perfect for the sewing enthusiast.

- ICAPS - Continuous Automatic Pressure System
- 11 $\frac{1}{4}$ " (285mm) long arm
- Embroidery foot with LED pointer
- Ultrasonic sensor function
- Guide line marker



Imagination

Introducing the new long arm Innov-is V7 sewing, quilting and embroidery machine, achieving professional results every time.

Create beautiful embroidery, quilting and home décor with the new Innov-is V7, packed with pioneering new features, such as direct dual drive, laser sewing guide and ultrasonic pen for easy pattern placement and more.

Long arm sewing

The extra large long arm 11¹/₄" (285mm) gives you more space than ever. The Innov-is V7 gives a wider expanse of space for those extra-large quilting, fashion and home décor projects.

Large LCD touch screen

The large, bright, clear, full colour LCD touch screen display offers user-friendly controls to select designs, edit embroidery patterns and adjust stitches. These supportive features make creating projects easy by previewing your designs on the full colour screen where you can also, with the touch of a button, add lettering, rotate, enlarge, reduce and combine easily and quickly.

Fast sewing and embroidery

With high speed 1,050 stitches per minute, the Innov-is V7 will complete your sewing and embroidery projects quickly and smoothly.

New exquisite embroidery designs

Enjoy creating a range of unique and beautiful new embroidery and sewing projects around your home with designs such as the Classic Japanese, Vintage, Trendy and Zündt™.


The new exclusive direct dual drive foot from Brother



Working with thin and layered fabrics has now been made much easier

Introducing an industry first – the Brother Innov-is V7 direct dual drive. This advanced foot allows you to feed an incredible array of fabrics (such as denim or silk) with incredible ease. The exclusive motor-driven dual drive foot can be directly adjusted to accommodate different fabrics from the touch screen.

Simply set the required feed, using the plus and minus keys, and save the settings to memory for ease and future use. When dual feed isn't required, the foot can be switched off or easily removed.



Laser guide line marker

The Innov-is V7 includes an innovative laser guide that projects a perfect straight line onto your fabric. Simply guide your fabric along the line for straight sewing, and also for hems, piecing, pin tucking or cording.

The easy-to-use laser guide position can be adjusted within a 14mm range using the LCD screen. (Use the new ultrasonic pen to choose where you want the guide line, and the laser line will appear exactly where you need it.)



My Custom Stitch™

No matter which style stitch you like, you have the freedom to create your own stitch directly on the LCD panel by using the 'My Custom Stitch'™ feature.

Perfect and creative sewing with the new Ultrasonic Pen

Sewing stitches

The Innov-is V7 contains hundreds of impressive utility, decorative and quilting stitches, including button holes and monogram fonts. If you can't quite find the exact stitch you're looking for, simply use the stitch editing feature to adjust the height, width and density of many of the built-in stitches, which can then be saved for future use. The Innov-is V7

also allows you to be creative and combine stitches for decorative projects, letters for sentences or even name labels and memories for those special projects for loved ones.

Automatic pattern placement

The ultrasonic pen works with sensors in the Innov-is V7 to make embroidery placement and adjustment easy. Simply use the pen to touch the required position and angle of the embroidery design on the fabric.

Adjust zigzag or decorative stitches

Use the pen to adjust the stitch width and position effortlessly by just touching and tapping where you would like the stitch to start. Also mark how wide you want the stitch, sit back and let the Innov-is V7 to do the rest.

Needle position

Set straight stitch needle position by simply pointing to where you want to sew on the fabric and the Innov-is V7 will start sewing on the line.

Easy finishing

Just like setting the start point, now you can set the end point for your stitches. Simply touch the position where you want to stop sewing and the machine will stop and tie off the stitch at that point. In addition, the Innov-is V7 will also automatically adjust the stitch to fit into the space – so relax, knowing that the V7 will intuitively stop at the end point without leaving a decorative stitch incomplete.



LED needle pointer for perfect needle positioning

With the new LED pointer embroidery foot, perfect needle placement for embroidery is made simple. The LED pointer shows clearly where the needle will drop, making adjustments as easy as touching a few buttons on the LCD screen.



Features and functions



11¼ extra-large sewing space

Create even larger projects with the flexible extra-large sewing space, ideal for quilting projects



Dual feed

Direct dual feed for thin or layered fabrics



Ultra bright feature lighting

The ultra bright LED lighting gives a crisp bright natural light, so you can see colours and stitch details, no matter what your lighting conditions. The lighting brightness is fully adjustable so you can set it at a level to suit you and your environment.



Central controls

Handy central controls help to make sewing simpler and electronic touch pads provide finger tip control of machine functions.



Automatic electronic needle threading

Threading the needle is so simple, at the touch of a button



Ultrasonic Pen

For easy pattern placement



Large embroidery area 300mm x 180mm

Create large embroidery designs with no need to re-hoop



Slide speed control

Adjust the speed from slow to fast. This can also be set to alter stitch width whilst sewing



7-point feed


Super-smooth feeding for superior stitch quality



Extra-large colour touch screen

Simply touch the large clear wide-angle screen to:

- Edit on screen embroidery
- Customise your settings
- Change to any one of the 13 built-in languages
- Clock
- On screen video tutorials and built-in help guides to recommend the perfect setting for your sewing



ICAPS

The Innov-is V7 Continuous Automatic Pressure System (ICAPS), continuously detects fabric thickness whilst you sew and automatically adjusts the foot pressure to give superior even stitch quality when stitching over differing fabric thicknesses. This is especially useful for free motion embroidery and ensures super-smooth constant stitching throughout



USB ports

Connect a USB device such as a memory stick or a card reader/writer



Quick set bobbin

Just drop in a full bobbin and be ready to sew immediately



Knee lifter

Free up your hands using this knee lift to raise/lower the presser foot.

Ideal when working on larger projects such as quilts

*Hundreds of exceptional
new stitch designs*



The Innov-is V7 is packed with lots of new stitch designs to choose from. From large intricate patterns to simple monogram fonts, it helps you select the right design or stitch for every individual application. With up to 1,050 stitches sewn per minute, speed through projects smoothly in no time.



Decorative stitches

The Innov-is V7 includes a range of large decorative stitches that are ideal for home decoration, garment embellishment and quilting projects – perfect for your needs.

Wide stitches

Sew extra large decorative stitches up to 40mm wide using the multi-directional feed.

Crazy quilting design

A range of specially designed new crazy quilt stitches are ideal for the avid quilter. These distinctive designs give you a fantastic choice, perfect for any project.

Vintage design


Add beautiful embellishments to your projects with a collection of these vintage-inspired patterns.

Heirloom design

Choose classic heirloom designs for special projects from christening gowns or wedding dresses to fine table linens.

'I Love You' design

Create special stitched pieces for loved ones in 15 different languages with the 'I love you' design.



*Create individuality with
stunning embroidery*

The Innov-is V7 is packed with spectacular embroidery patterns that allow you to create distinctive, one-of-a-kind fabrics or personalised gifts for friends and family.

Bespoke design patterns...

Craft authentic and beautiful designs with minimum effort whilst the automatic thread wiper cuts jump stitches, saving time and effort while the automatic thread trimmers cut both upper and lower threads.



©Zündt Design

Zündt

A range a beautiful designs from Zündt.



Vintage

Recreate beautiful and intricate vintage designs that have stood the test of time.



Trendy

Up-to-date fabric effects are yours with our contemporary design patterns.



Classic Japanese

Create authentic, eye-catching classic Japanese calligraphy effects with our unique patterns.



Special technique designs

Complicated special fabric techniques just got easier with our distinctive special designs.



Floral alphabet

Embellish items with the new floral alphabets patterns to create a handmade look and feel.

Our key features guide at a glance

Features	Benefits
531 built-in stitches	Wide choice of 531 stitches for every sewing need.
Up to 1,050 stitches per minute	Create designs quickly, thanks to fast sewing and embroidery speeds of up to 1,050 stitches per minute.
Large 300mm x 180mm embroidery area	Enables you to create even bigger embroidery designs. Adds flexibility and impact to your designs.
Large LCD colour touch screen	Stitch information and informative tutorial guides are all accessed simply and quickly via the large touch screen.
Automatic needle threader	Simply guide your thread through the marked path and press the button for quick and effortless needle threading.
Automatic thread trimmers	Cuts upper and lower threads automatically at the end of each sewing task and at each colour change on embroidery.
Built-in lettering styles	Customise all your projects with a range of lettering styles and text effects.
227 built-in embroidery designs	Quickly and simply personalise your projects with a choice of alphabet designs, frame patterns or a selection of embroidery designs.
Customise designs on screen	Powerful customising capabilities include arranging text, pattern rotation in 1-degree increments, change design size, and the ability to combine designs and add lettering.
Forward/Back by 500 stitches	With the easy-to-use touch screen, you can search through the design by 500 stitches, colour blocks or groups of one hundred stitches.
Design rotation	Rotate any design in 1-degree increments. Makes editing and placements of designs very easy.
Ultra bright LED neutral lighting	Ultra-bright fully adjustable natural lighting system.
Guideline laser marker	Follow the laser guideline to sew in a straight line.
Drop feed	Drop feed for free motion embroidery and quilting.
Knee lift	Free your hands by lifting the pressor foot with the knee lift.
Direct dual drive	Smoothly feeds slippery fabrics, and multi-layered projects.
Ultrasonic pen	Use the ultrasonic pen to help set embroidery position, set stitch start/stop points, set stitch width, set laser guide line position.
Automatic needle threader	Easy automatic needle threader, simply follow the thread guide and press the button and the needle will be threaded for you.
LED pointer embroidery foot	The LED pointer shows exactly where the needle will drop for embroidery projects.
USB port	Link the machine to a PC, connect a USB memory stick or a card reader/writer.
Sew with embroidery unit attached	Sew with the embroidery unit attached. This make the extra large sewing area even bigger.
Slide speed control	Slide control adjusts speed from slow to fast and can be programmed to alter stitch width as you sew.
Eco mode	Automatically switches the machine into sleep mode, to save energy.

Optional extras



Wide table (WT10)

Expand the sewing area with this extra large extension table. Ideal for large quilting and sewing projects.

The table includes a measurement guide and storage area for your knee lift.



Multi-function foot controller (MFFC1)

Multi-function foot pedal with heel kick and side pedal. Control up to three functions from the foot pedal.

Choose from:

- thread cutter,
- sewing one stitch,
- reverse stitch,
- needle up/down.

The distance between pedals is adjustable and the side pedal can be used on either the left or right side.



10-spool thread stand (TS5)

The 10-spool thread stand snaps securely onto your machine to provide 10 vertical spool pins, for thread delivery or bobbin storage, and allows easy access to frequently-used thread colours.



Border frame (BF3)

Allows you to embroider continuous patterns and borders.



Embroidery card reader

The embroidery card reader accepts cards from Brother's extensive library of embroidery design cards.



PE-Design NEXT software and PE Design Plus

Brother's range of embroidery design software offers features to suit all, from beginner to advanced users.



2-pin spool stand (TS6)

This 2-pin spool stand holds two large thread cones and attaches securely to your machine for thread delivery or twin needle sewing.



150mm x 150mm quilting frame (SEF150)

Ideal for quilting projects.